

Scaled data based on original data using
LM-79-08 Approved Method: Electrical and Photometric Measurements of Solid-
State Lighting Products

Test Report Prepared for
Cooper Lighting Solutions
(formerly Eaton)

Brand: McGRAW-EDISON

Report Number: P228289

Luminaire Tested: **ISC-AF-XXX-LED-E1-SL3-7060-XXB**

Issue Date: 3/3/2020

Test Information

Test Method: LM-79-08
Report Number: P228289
TEST IS SCALED FROM IESNA LM-79-08 TEST DATA (P29762)
Test Lab: INNOVATION CENTER-P2
Issue Date: 3/3/2020
Manufacturer: COOPER LIGHTING SOLUTIONS (FORMERLY EATON)
Product Line: MCGRAW-EDISON
Catalog Number: ISC-AF-XXX-LED-E1-SL3-7060-XXB
Description: IMPACT ELITE LED CYLINDER LUMINAIRE, EMERGENCY MODE WITH BATTERY
BACKPACK BOX
LIGHT SQUARE WITH ACCULED OPTICS-TYPE III W/SPILL CONTROL
Light Source: (16) 5700K CCT, 70 CRI LEDs
Ballast/Driver: ELECTRONIC DRIVER

Summary

Lumens per Lamp: N/A
Luminaire Lumens: 590 lumens
Efficiency: N/A
Efficacy: 45.4 lumens/watt
Luminous Opening: Rectangular (W 0.5' x L: 0.5' x H: 0')
IES Classification: Type III - Medium - Non-Cutoff
BUG Rating: B0 - U0 - G0

Input Watts (W): 13
Input Voltage (V): 120
Input Current (Ain): NR
Voltage Rise (V): NR
Power Factor: NR
Total Harmonic Distortion (THDi): NR
Frequency (hertz): 60
Stabilization Time: NR
Operation Time: NR
Ambient Temperature (°C): NR
Test Distance: 25 FT

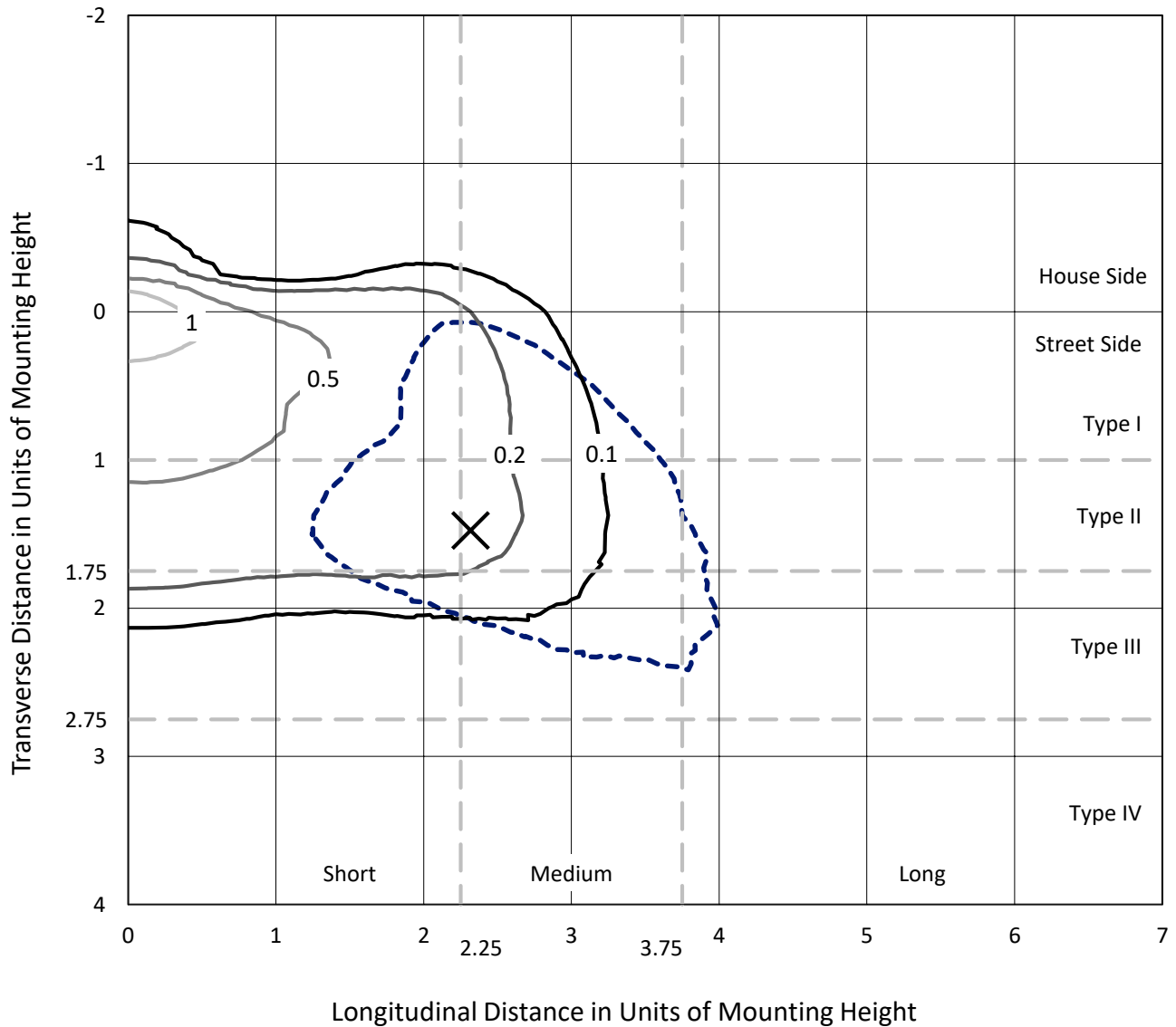


REPORT NUMBER: P228289

CATALOG NUMBER: ISC-AF-XXX-LED-E1-SL3-7060-XXB

Iso-Footcandle Lines of Horizontal Illumination

× Max cd
 - - - 1/2 Max cd

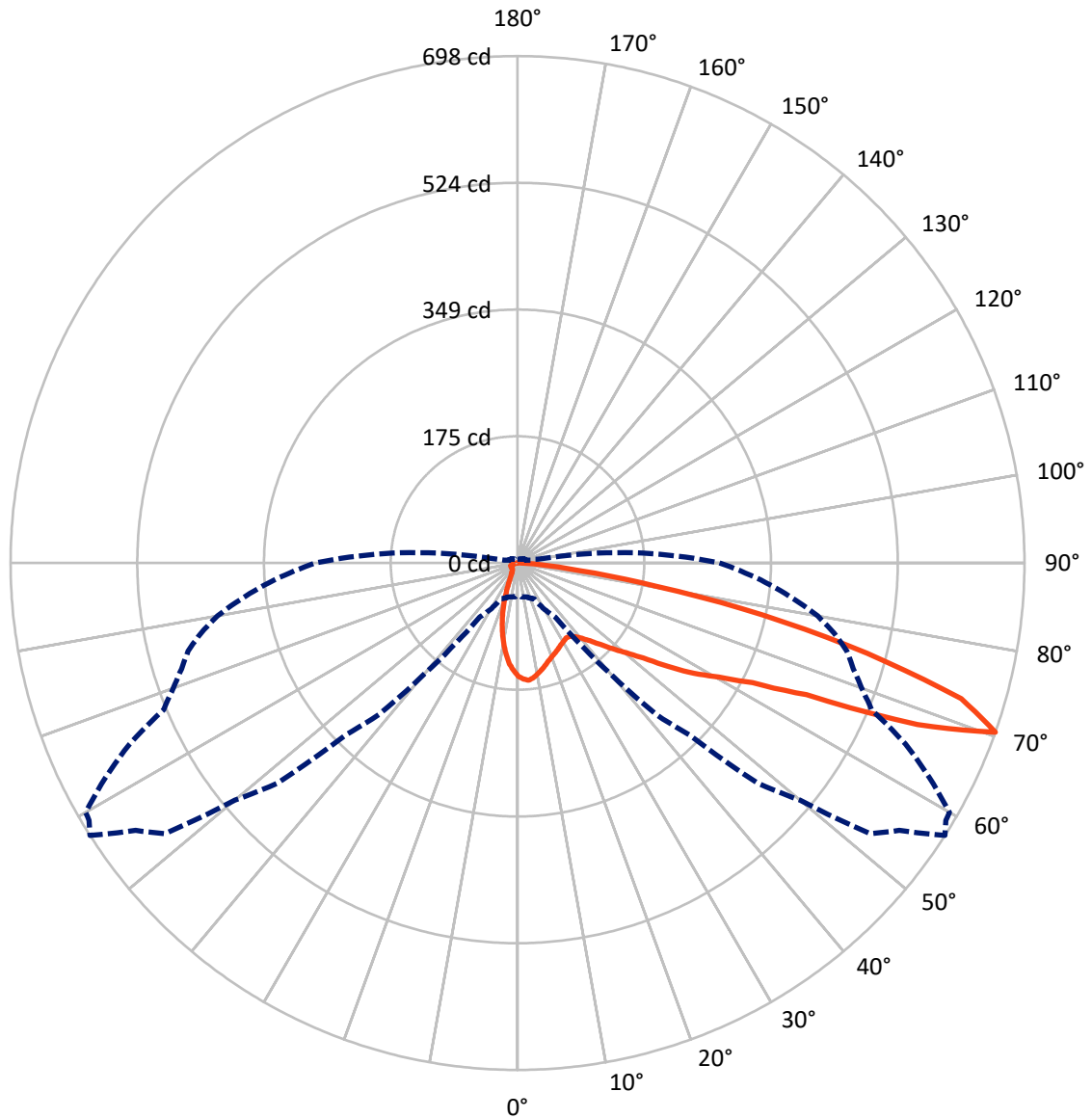


Based on 10 foot mounting height. Maximum calculated value = 1.6 fc
 Type III - Medium - Non-Cutoff

REPORT NUMBER: P228289

CATALOG NUMBER: ISC-AF-XXX-LED-E1-SL3-7060-XXB

Luminous Intensity Polar Plot



— Vertical Plane Through 57.5-Deg Lateral - - - Horizontal Cone Through 70-Deg Vertical

REPORT NUMBER: P228289

CATALOG NUMBER: ISC-AF-XXX-LED-E1-SL3-7060-XXB

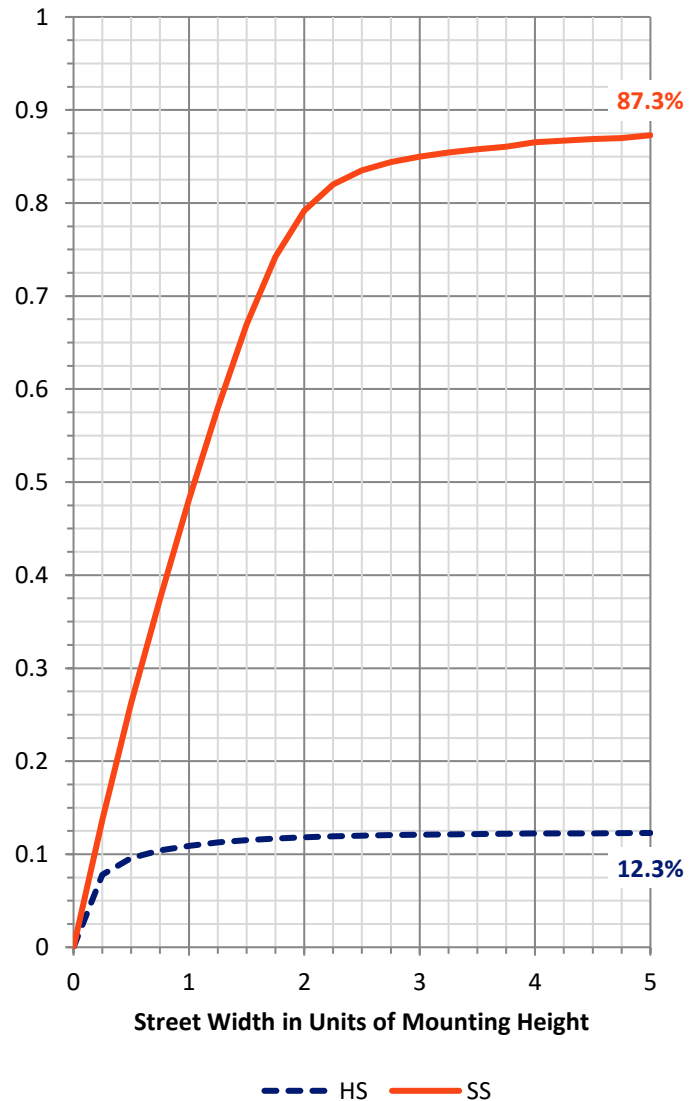
FLUX DISTRIBUTION:

		Downward	Upward	Total
House Side	Lumens	73.0	0.0	73.0
	% Fixture	12.4	0.0	12.4
Street Side	Lumens	517.0	0.0	517.0
	% Fixture	87.6	0.0	87.6
Total	Lumens	590.0	0.0	590.0
	% Fixture	100.0	0.0	100.0

Coefficient of Utilization

ZONAL LUMENS:

Zone	Lumens	% Fixture
0°-10°	13.5	2.3
10°-20°	29.3	5.0
20°-30°	36.8	6.2
30°-40°	48.1	8.1
40°-50°	72.1	12.2
50°-60°	114.0	19.3
60°-70°	164.4	27.9
70°-80°	101.7	17.2
80°-90°	10.1	1.7
90°-100°	0.0	0.0
100°-110°	0.0	0.0
110°-120°	0.0	0.0
120°-130°	0.0	0.0
130°-140°	0.0	0.0
140°-150°	0.0	0.0
150°-160°	0.0	0.0
160°-170°	0.0	0.0
170°-180°	0.0	0.0
0°-90°	590.0	100.0
0°-180°	590.0	100.0



REPORT NUMBER: P228289

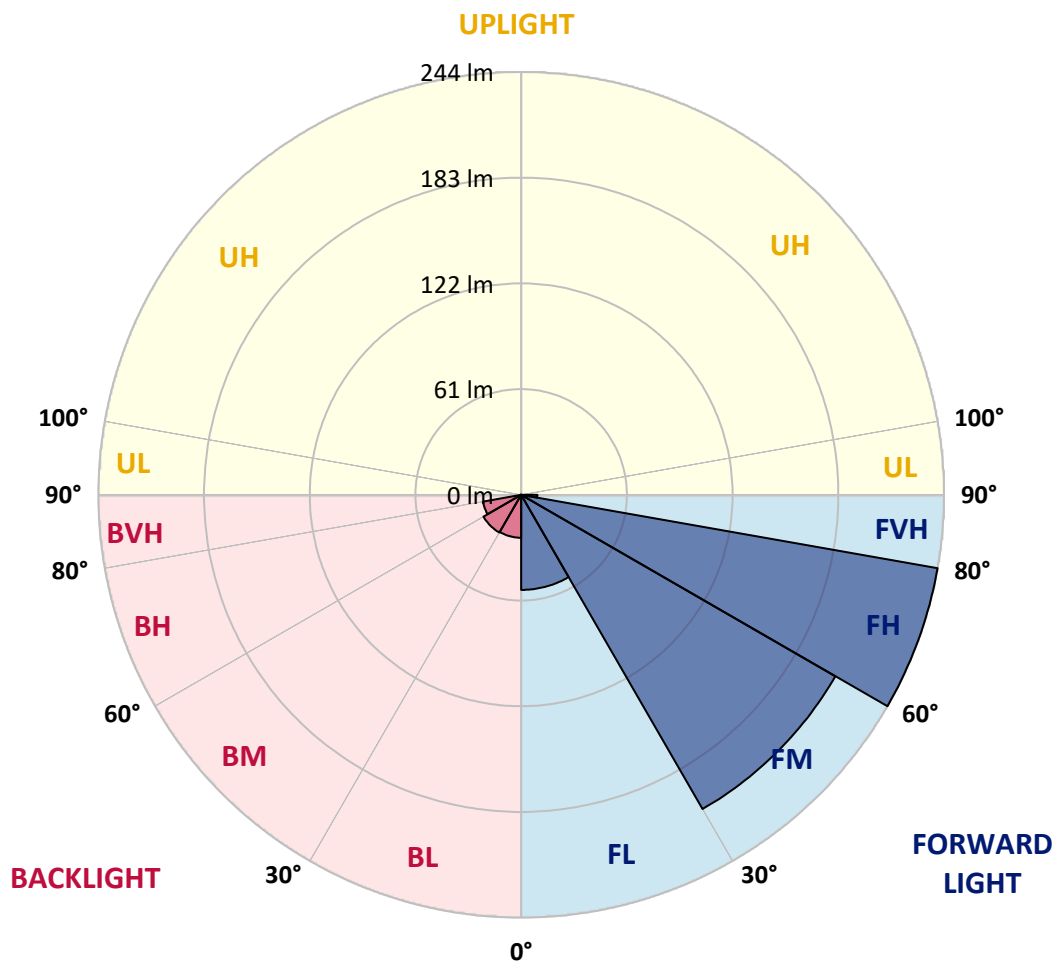
CATALOG NUMBER: ISC-AF-XXX-LED-E1-SL3-7060-XXB

LUMINAIRE CLASSIFICATION SYSTEM LUMEN TABLE AND BUG RATING:

Zone		Lumens	% Fixture	Zone Rating/Lumen Limit		
				B	U	G
FL	(0°-30°)	54.8	9.3			
FM	(30°-60°)	209.1	35.4			
FH	(60°-80°)	243.8	41.3			G0/660
FVH	(80°-90°)	9.3	1.6			G0/10
BL	(0°-30°)	24.8	4.2	B0/110		
BM	(30°-60°)	25.1	4.3	B0/220		
BH	(60°-80°)	22.3	3.8	B0/110		G0/110
BVH	(80°-90°)	0.8	0.1			G0/10
UL	(90°-100°)	0.0	0.0		U0/0	
UH	(100°-180°)	0.0	0.0		U0/0	

BUG Rating: B0-U0-G0

Type III Medium





REPORT NUMBER: P228289

CATALOG NUMBER: ISC-AF-XXX-LED-E1-SL3-7060-XXB

CANDELA DISTRIBUTION (FULL):

	0°	5°	15°	25°	35°	37.5°	40°	42.5°	45°	47.5°	50°
0°	156.2	156.2	156.2	156.2	156.2	156.2	156.2	156.2	156.2	156.2	156.2
2.5°	163.9	163.7	163.3	162.4	162.0	162.4	162.0	161.4	160.6	161.2	160.8
5°	163.5	163.9	163.1	162.4	163.5	163.9	163.1	163.1	162.2	163.1	162.7
7.5°	155.3	155.5	155.7	155.5	158.3	158.3	157.8	158.3	158.5	158.9	159.1
10°	145.1	145.3	145.7	146.3	149.7	150.1	150.3	150.7	151.3	151.8	153.0
12.5°	134.8	135.2	136.1	138.2	141.7	142.1	142.8	143.4	144.4	145.1	147.4
15°	126.2	126.4	127.3	129.6	134.8	135.9	136.3	137.1	139.2	139.2	141.7
17.5°	118.3	118.7	119.3	122.0	127.3	128.9	130.2	130.6	133.3	134.0	136.9
20°	112.2	112.4	112.6	115.1	119.9	122.5	123.5	125.2	127.3	128.9	131.5
22.5°	108.9	109.1	108.6	109.7	113.9	117.0	118.3	119.9	120.8	123.7	125.2
25°	109.1	109.3	108.2	107.6	109.7	113.0	114.1	115.8	115.3	119.5	119.5
27.5°	111.2	111.6	110.5	108.6	108.9	111.6	112.2	112.8	111.6	115.8	114.9
30°	115.3	115.8	114.5	113.0	110.7	112.4	112.4	112.4	110.1	113.7	112.2
32.5°	119.7	120.2	119.7	118.7	115.8	116.2	115.3	114.9	111.8	114.7	112.4
35°	126.2	126.4	126.6	126.6	122.5	123.3	121.0	119.7	116.8	119.1	116.0
37.5°	134.0	134.0	135.4	136.1	131.5	131.5	128.9	127.3	124.6	125.4	122.3
40°	140.9	141.5	144.9	146.7	142.6	140.9	138.8	137.3	135.2	135.2	132.1
42.5°	148.8	150.1	154.1	157.6	155.3	152.8	150.7	149.3	148.2	148.0	144.6
45°	158.7	160.1	164.5	167.9	168.5	166.6	165.0	163.5	162.7	162.2	159.3
47.5°	169.8	171.2	175.2	179.2	182.1	181.7	179.8	178.4	179.0	178.6	176.7
50°	182.1	183.0	185.5	190.1	196.8	198.2	197.8	196.8	198.0	198.0	196.4
52.5°	192.0	192.6	194.5	199.9	211.0	214.4	217.1	219.2	221.3	222.5	221.5
55°	201.0	201.0	201.2	208.1	224.6	230.1	236.1	240.5	243.2	248.3	250.4
57.5°	215.6	214.6	214.4	221.7	240.9	246.6	255.4	261.7	265.4	275.7	275.5
60°	211.4	211.8	219.4	240.9	274.4	279.5	287.4	294.1	301.2	308.8	309.4
62.5°	182.3	183.4	194.7	226.9	295.8	322.0	346.4	365.1	375.5	382.2	373.0
65°	127.7	130.2	145.5	184.8	272.3	312.7	351.5	394.6	427.7	479.0	493.8
67.5°	63.6	65.5	68.0	96.9	203.5	260.2	313.6	372.4	416.4	491.7	533.8
70°	45.6	46.5	48.4	54.4	91.1	136.3	199.1	283.2	334.9	448.6	508.1
72.5°	35.4	36.2	38.7	47.3	60.3	66.6	79.1	129.4	192.4	309.8	390.2
75°	27.4	28.7	32.2	42.7	58.0	61.5	62.2	66.8	76.2	137.5	218.8
77.5°	19.3	19.5	23.0	36.8	56.3	63.2	62.2	62.2	63.4	70.1	93.6
80°	12.8	13.0	15.3	25.5	49.4	57.6	63.6	60.7	60.9	62.0	63.6
82.5°	6.7	7.1	9.0	15.5	28.9	38.9	53.0	55.3	54.4	55.5	55.1
85°	1.9	1.9	3.1	5.9	14.2	15.1	23.4	32.0	32.7	37.1	39.6
87.5°	0.0	0.0	0.0	0.0	0.0	0.0	0.0	0.6	0.8	1.9	2.1
90°	0.0	0.0	0.0	0.0	0.0	0.0	0.0	0.0	0.0	0.0	0.0



REPORT NUMBER: P228289

CATALOG NUMBER: ISC-AF-XXX-LED-E1-SL3-7060-XXB

CANDELA DISTRIBUTION (continued):

	52.5°	55°	57.5°	59°	60°	62.5°	65°	67.5°	70°	72.5°	75°
0°	156.2	156.2	156.2	156.2	156.2	156.2	156.2	156.2	156.2	156.2	156.2
2.5°	161.2	160.3	160.1	159.7	159.9	159.3	159.1	158.3	158.3	157.8	157.4
5°	162.2	161.4	162.2	160.8	161.0	160.3	159.3	159.3	158.5	157.8	156.6
7.5°	159.3	159.3	159.5	158.7	158.9	158.7	157.4	157.2	156.0	156.0	154.5
10°	153.9	153.9	154.7	154.1	154.3	154.1	153.4	153.2	152.8	152.8	150.5
12.5°	147.6	148.8	150.1	149.5	149.5	149.9	149.9	150.1	149.9	149.7	147.8
15°	142.3	144.2	145.5	145.3	145.5	146.5	147.0	147.2	147.8	147.6	145.9
17.5°	137.5	139.6	140.7	141.5	142.1	143.0	144.2	144.9	145.7	145.5	143.8
20°	133.1	135.0	136.9	138.0	138.2	139.8	141.3	143.2	143.6	144.0	141.9
22.5°	128.5	130.2	134.0	133.3	134.8	138.0	138.8	141.5	141.5	143.0	140.0
25°	124.6	124.8	130.6	129.6	130.8	136.5	137.1	141.9	140.7	142.8	139.4
27.5°	120.6	120.4	127.5	126.2	127.7	135.4	135.9	142.6	141.3	143.8	139.4
30°	117.6	117.0	125.2	122.7	124.8	134.4	134.6	143.2	142.1	145.5	140.9
32.5°	117.0	116.0	123.1	121.2	123.3	133.3	134.6	145.5	144.2	148.4	142.6
35°	119.7	118.1	124.1	122.5	124.1	133.8	135.6	149.0	147.6	152.4	146.5
37.5°	124.8	123.5	128.5	126.9	128.1	136.7	138.4	153.7	153.4	159.3	152.6
40°	133.6	132.3	136.3	134.0	135.0	143.0	143.8	160.1	160.8	167.9	161.2
42.5°	145.5	143.4	146.5	143.8	145.3	152.4	151.6	168.1	170.0	179.8	172.1
45°	160.8	158.0	159.9	157.0	158.0	164.1	161.8	178.8	180.7	192.8	185.9
47.5°	177.5	174.2	176.5	172.7	173.3	179.8	175.6	191.5	194.5	209.8	203.1
50°	197.6	193.2	194.1	190.5	190.9	197.4	192.8	207.2	210.8	227.8	221.9
52.5°	223.4	217.1	217.1	212.3	212.5	219.0	213.3	225.9	229.8	247.0	243.0
55°	257.3	252.2	251.2	246.2	244.5	245.8	237.8	246.6	251.0	267.1	264.0
57.5°	284.3	283.6	286.8	279.7	278.0	278.4	268.4	269.0	274.0	286.6	287.6
60°	317.1	318.2	318.6	312.7	312.1	306.3	296.0	294.3	300.6	309.2	312.5
62.5°	369.5	368.4	363.2	358.8	354.8	339.1	333.5	324.3	333.0	337.9	344.8
65°	481.9	471.0	437.5	440.4	430.0	395.9	391.0	372.4	386.2	386.4	399.4
67.5°	593.3	614.6	594.1	594.5	570.9	509.1	494.2	457.2	464.9	455.9	462.6
70°	612.3	642.2	698.3	688.3	687.0	639.5	589.5	527.7	504.5	485.2	469.7
72.5°	526.9	556.8	639.1	616.3	624.9	639.3	587.2	540.9	489.0	464.5	431.0
75°	370.7	413.9	497.4	485.4	491.7	515.6	470.8	465.3	405.3	388.9	337.4
77.5°	198.7	252.0	345.6	331.0	333.7	347.3	300.6	291.0	233.0	216.9	158.5
80°	89.4	123.9	194.1	177.7	172.9	165.2	121.6	95.9	58.6	38.9	27.0
82.5°	59.2	61.5	86.0	74.5	69.7	57.6	37.3	22.0	17.4	14.7	14.0
85°	39.8	36.4	36.2	32.0	29.7	23.4	17.4	10.9	9.0	7.5	6.9
87.5°	2.3	1.5	2.1	2.3	1.7	1.5	1.0	0.0	0.2	0.0	0.2
90°	0.0	0.0	0.0	0.0	0.0	0.0	0.0	0.0	0.0	0.0	0.0



REPORT NUMBER: P228289

CATALOG NUMBER: ISC-AF-XXX-LED-E1-SL3-7060-XXB

CANDELA DISTRIBUTION (continued):

	77.5°	80°	85°	90°	95°	100°	102.5°	105°	107.5°	110°	112.5°
0°	156.2	156.2	156.2	156.2	156.2	156.2	156.2	156.2	156.2	156.2	156.2
2.5°	156.4	156.4	156.2	154.7	153.9	153.4	152.0	151.8	151.1	150.9	150.9
5°	156.2	155.3	154.3	152.2	150.1	148.2	147.6	146.1	145.1	143.8	143.8
7.5°	153.2	152.4	150.1	147.0	144.2	141.5	140.0	138.0	136.3	134.6	134.2
10°	149.9	148.6	145.5	141.3	137.7	132.9	131.0	128.3	126.4	123.9	121.4
12.5°	146.3	145.5	141.7	136.9	131.5	125.4	122.5	118.7	116.2	113.2	109.5
15°	144.9	143.2	138.4	132.3	125.6	118.3	114.1	110.1	106.3	103.0	98.0
17.5°	143.0	140.9	135.4	128.3	119.9	111.2	105.7	101.3	96.3	92.7	87.1
20°	140.9	137.7	131.9	123.3	113.9	103.4	96.5	92.1	85.4	81.8	75.2
22.5°	139.2	135.2	128.1	118.5	107.2	95.5	87.3	82.3	74.7	70.5	62.2
25°	138.8	134.0	125.4	114.5	101.5	87.7	77.9	72.8	63.4	58.6	48.8
27.5°	139.0	133.3	123.7	111.2	96.5	80.8	69.1	63.2	51.3	46.3	35.0
30°	139.2	133.6	122.0	108.2	91.9	73.7	59.9	53.0	38.7	34.3	24.3
32.5°	141.3	134.4	121.6	105.9	87.7	66.6	49.4	43.1	27.4	24.9	18.0
35°	143.8	137.1	122.5	105.5	84.6	59.5	38.7	32.2	19.7	19.0	14.7
37.5°	149.0	141.3	125.8	106.6	82.7	52.1	28.9	24.7	15.5	15.9	12.8
40°	157.0	148.4	131.3	109.7	82.5	44.8	21.4	19.3	13.4	13.8	11.7
42.5°	167.7	158.3	139.6	116.4	83.5	37.9	17.2	16.5	12.4	12.8	11.3
45°	181.7	172.1	151.3	125.0	86.5	32.2	15.1	15.1	11.9	12.4	11.1
47.5°	199.5	188.8	165.8	136.5	91.1	29.1	14.2	14.4	11.7	12.4	11.1
50°	219.6	207.9	184.2	151.3	98.2	28.3	14.4	14.4	11.9	12.4	11.1
52.5°	240.5	229.6	204.1	168.3	108.0	30.1	14.9	14.7	11.9	12.4	10.9
55°	261.9	252.0	226.1	188.2	121.6	36.8	15.9	15.3	11.9	12.4	11.1
57.5°	283.2	276.3	249.1	209.5	138.6	49.0	20.1	17.8	13.2	13.4	11.3
60°	307.3	302.3	275.1	237.6	162.7	67.8	29.5	22.4	15.7	14.9	12.1
62.5°	338.5	337.2	315.7	278.0	201.4	95.0	41.9	27.2	17.0	15.5	13.0
65°	393.5	396.9	376.4	325.3	227.1	95.7	40.8	23.9	15.9	14.7	12.8
67.5°	448.8	439.0	386.2	318.2	204.9	63.6	26.0	18.6	14.0	13.6	11.9
70°	446.7	419.9	350.2	278.2	161.8	34.5	18.8	15.5	12.6	12.6	11.3
72.5°	400.7	360.9	286.4	220.2	108.0	22.0	15.9	13.6	11.5	11.3	10.5
75°	301.6	254.8	184.0	126.9	48.1	14.2	12.1	11.1	10.0	10.0	9.2
77.5°	141.9	80.0	44.4	29.5	16.1	9.6	8.4	8.4	8.2	8.4	7.5
80°	19.3	17.4	14.9	13.0	9.8	6.7	6.1	6.3	6.1	6.3	5.7
82.5°	11.7	10.5	8.6	8.2	6.1	4.6	4.4	4.6	4.2	4.4	3.3
85°	5.7	5.0	4.0	3.8	3.1	2.7	2.3	2.7	2.1	2.3	1.5
87.5°	0.0	0.4	0.2	0.4	0.4	0.4	0.0	0.4	0.0	0.4	0.0
90°	0.0	0.0	0.0	0.0	0.0	0.0	0.0	0.0	0.0	0.0	0.0



REPORT NUMBER: P228289

CATALOG NUMBER: ISC-AF-XXX-LED-E1-SL3-7060-XXB

CANDELA DISTRIBUTION (continued):

	115°	117.5°	120°	122.5°	125°	127.5°	130°	135°	145°	155°	165°
0°	156.2	156.2	156.2	156.2	156.2	156.2	156.2	156.2	156.2	156.2	156.2
2.5°	149.9	149.3	149.0	148.2	148.0	147.2	147.0	146.1	144.6	144.0	143.0
5°	141.9	140.9	140.0	139.6	138.0	137.1	135.9	134.2	131.0	129.6	127.1
7.5°	130.8	130.6	128.1	127.3	125.2	123.7	121.8	119.1	114.5	111.8	107.8
10°	118.7	117.9	114.9	113.2	110.5	108.4	105.9	101.9	94.8	89.2	83.1
12.5°	107.4	104.9	101.5	99.0	95.7	92.7	89.8	83.7	72.4	63.2	54.8
15°	95.7	91.9	88.3	84.2	80.6	76.0	72.6	64.7	49.8	38.5	33.3
17.5°	83.7	78.5	74.5	68.9	64.9	58.6	55.1	45.4	32.7	27.6	26.0
20°	71.2	64.3	59.9	53.0	49.0	41.0	38.3	31.4	25.1	23.2	22.8
22.5°	57.8	49.4	44.6	37.1	34.3	29.5	27.4	24.1	21.1	20.3	20.7
25°	43.8	34.7	31.6	26.2	25.1	22.6	21.8	20.1	18.6	18.6	19.3
27.5°	31.2	24.3	23.4	20.1	19.9	18.6	18.0	17.2	16.7	17.2	18.0
30°	22.8	18.4	18.4	16.5	16.5	15.7	15.5	15.1	15.1	15.9	16.7
32.5°	18.0	15.1	15.5	14.0	14.2	13.6	13.8	13.6	13.8	14.4	15.1
35°	15.1	13.0	13.6	12.4	12.8	12.1	12.6	12.6	13.0	13.2	13.4
37.5°	13.4	11.9	12.4	11.5	11.9	11.3	11.9	11.9	12.1	12.1	12.1
40°	12.4	11.1	11.7	10.9	11.5	10.9	11.5	11.5	11.3	11.1	11.3
42.5°	11.7	10.9	11.5	10.7	11.3	10.7	11.1	10.9	10.5	10.5	10.5
45°	11.5	10.7	11.1	10.5	10.9	10.3	10.7	10.5	9.8	9.6	10.0
47.5°	11.5	10.5	11.1	10.3	10.7	10.0	10.5	9.8	9.2	9.2	9.8
50°	11.5	10.5	11.1	10.3	10.7	9.8	10.0	9.4	8.6	8.8	9.6
52.5°	11.7	10.9	11.3	10.5	10.7	9.4	9.8	9.0	8.4	8.6	9.2
55°	11.9	10.9	11.3	10.0	10.3	9.4	9.4	9.0	8.4	8.4	9.0
57.5°	11.9	10.7	10.9	9.8	10.0	9.0	9.2	8.8	8.2	8.0	8.4
60°	12.4	11.1	11.1	9.6	9.8	8.8	9.0	8.6	8.0	7.5	7.7
62.5°	12.8	11.3	11.5	10.0	10.0	9.0	9.2	8.4	7.5	7.1	7.3
65°	12.8	11.3	11.5	10.3	10.3	9.2	9.2	8.4	7.1	6.7	6.7
67.5°	12.1	11.1	11.3	10.3	10.3	9.2	9.2	8.2	6.9	6.3	6.1
70°	11.7	10.7	10.9	9.6	9.8	8.8	8.8	7.7	6.5	5.9	5.4
72.5°	10.7	9.8	9.8	9.0	8.8	7.7	7.7	7.1	6.1	5.2	4.8
75°	9.2	8.4	8.2	7.3	7.3	6.7	6.5	5.9	5.0	4.4	4.2
77.5°	7.5	6.5	6.5	5.4	5.4	4.8	5.0	4.4	3.8	3.6	3.3
80°	5.4	4.4	4.4	3.6	3.6	2.9	3.1	2.9	2.7	2.7	2.5
82.5°	3.3	2.3	2.5	1.9	2.3	1.7	1.9	1.7	1.7	1.5	1.5
85°	1.7	0.8	1.3	0.6	1.0	0.2	0.6	0.4	0.4	0.4	0.4
87.5°	0.2	0.0	0.2	0.0	0.0	0.0	0.0	0.0	0.0	0.0	0.0
90°	0.0	0.0	0.0	0.0	0.0	0.0	0.0	0.0	0.0	0.0	0.0

REPORT NUMBER: P228289

CATALOG NUMBER: ISC-AF-XXX-LED-E1-SL3-7060-XXB

CANDELA DISTRIBUTION (continued):

	175°	180°
0°	156.2	156.2
2.5°	141.9	142.6
5°	126.2	126.4
7.5°	107.2	106.8
10°	81.8	80.8
12.5°	52.8	51.3
15°	31.8	31.4
17.5°	25.5	25.5
20°	22.8	22.8
22.5°	21.1	21.1
25°	19.9	20.1
27.5°	18.8	18.8
30°	17.6	17.6
32.5°	15.5	15.5
35°	13.8	13.6
37.5°	12.4	12.6
40°	11.3	11.5
42.5°	10.9	10.9
45°	10.5	10.5
47.5°	10.5	10.5
50°	10.3	10.5
52.5°	10.0	10.0
55°	9.4	9.6
57.5°	8.8	9.0
60°	8.2	8.2
62.5°	7.3	7.3
65°	6.7	6.7
67.5°	5.9	5.9
70°	5.2	5.2
72.5°	4.6	4.6
75°	4.0	4.0
77.5°	3.3	3.1
80°	2.5	2.5
82.5°	1.5	1.5
85°	0.4	0.4
87.5°	0.0	0.0
90°	0.0	0.0

(END OF REPORT)